Marlwood School
Working Together For Excellence

Year 10 Information Evening

| Respect | Responsibility | Resilience |

Introductions:The Senior Team

Marlwood School
Working Together For Excellence

Mrs H Simmons
Headteacher

Mrs E Commander
(SENCo)

Mr D Dyer
Assistant Headteacher

Mr D Johnson
Assistant Headteacher

Mrs C Johnson
Assistant Headteacher

Mrs J Marriott
School Operations Manager

| Respect | Responsibility | Resilience |

The Structure of Key Stage Four

Marlwood School
Working Together For Excellence

- Many subjects are 100% examination at the end of Year 11 (*Coursework is used in Art, DT, Media Studies, Music, PE, Sport Studies, and Health & Social Care, Hospitality and Catering)*
- Assessments throughout KS4 provide valuable rehearsal for this process:
  - Y10 - Assessment week in January, then full exams in June
  - Y11 - 2 sets of PPEs (Mocks) (November and February)
- Detailed week by week revision plans are provided for each exam window
- After each set of exams students will know exactly
  - what they need to work on to make progress
  - how far they have to improve to hit the next grade up
- Revision guides are often sold / signposted

Key Dates in Year 10

Marlwood School
Working Together For Excellence

We are already more than 10% of the way through KS4!

- This week - Initial attitude to learning report along with your child's target grade range
- w/b 11th January - Y10 Assessment Week
- w/e Friday 12th Feb - Progress Report 1 (Attitude to learning plus a predicted grade)
- Thursday 25th Feb - Parents Evening *(online)*
- Mon 21st - Fri 25th June - PPEs (Mock Exams)
- w/b Monday 28th June - Work Experience week
- Friday 17th July - Progress Report 2 (AtL plus mock grade and a predicted grade)

Reporting grades

Marlwood School
Working Together For Excellence

- All students will have a **target grade band** - a delicate balance between being aspirational whilst not overwhelming our students.
- For example
  - a student with a target grade range of **4-6** should be aiming to get a grade 4 minimum in all their subjects
  - but, because we are all better in some subjects than others, they may be aspiring to hit the top of that range in some subjects.

Reporting grades

Marlwood School
Working Together For Excellence

2x Academic **Progress Reviews** through the year

Each will have:

- an **Attitude to Learning** grade
- After full sets of PPEs, there will also be a PPE exam grade. This is the grade that the student achieved in the most recent set of exams. Please remember that this is NOT the grade they will get, and only is a snapshot of a proportion of the assessment that the summer exams will cover.
- a current **predicted** grade - "the grade the teacher would estimate a student to achieve at the end of the course with the current level of application and approach"

Grades at Key stage 4

Marlwood School
Working Together For Excellence

New GCSE grades	BTEC grades	Explanation	Old GCSE grades
9	Level 2 Distinction*		A*
8			
7	Level 2 Distinction		**A**
6	Level 2 Merit (5.5)		B
5		Strong pass	
4	**Level 2 Pass**	**Standard pass**	**C**
3	Level 1 Distinction	Still a GCSE!	D
2	Level 1 Merit	Still a GCSE!	E F
1	Level 1 Pass	Still a GCSE!	G

Exam boards at KS4

Marlwood School
Working Together For Excellence

Maths - Pearson Edexcel

English - AQA

Science - AQA

History - AQA

Geography - AQA

Religious studies - AQA

Computer Science - AQA

Drama - AQA

Music AQA

Art - AQA

PE - AQA

French - AQA

Further Maths - AQA

Business Studies - Pearson Edexcel

Design Technology - WJEC Eduqas

Media Studies - WJEC

Health and Social Care - Pearson Edexcel

Supporting Homework

Marlwood School
Working Together For Excellence

Every subject will be setting homework ***every*** *week* (60 minutes)

Doing and ***practising*** the things that are learnt in class.

Revision has already started! (even if you are in year 10!)

Attendance

We cannot fully support your children if they are not in school.

Marlwood School
Working Together For Excellence

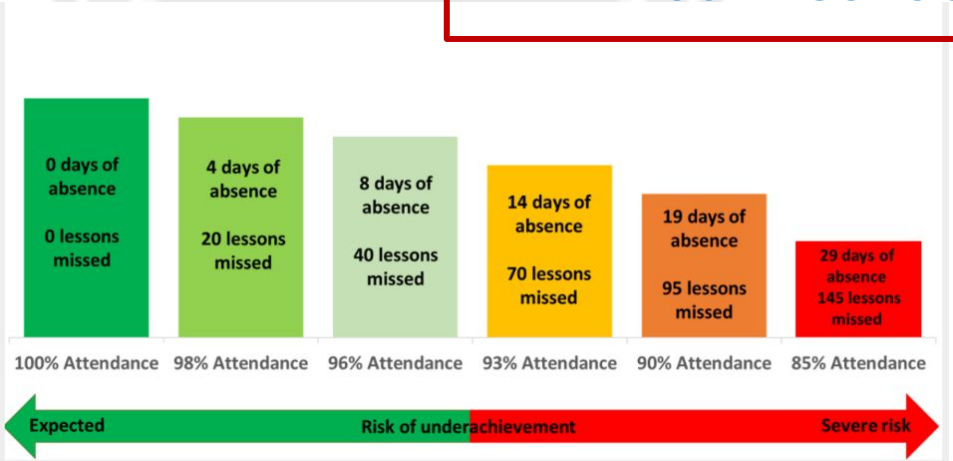

Missed days add up quickly…

… and have a significant impact

Student in school for:

- over 90% of the time: 76.8% got grade 4 E&M
- Under 85% of the time = 29.6% got grade 4 E&M

Marlwood School
Working Together For Excellence

How to Learn Effectively

Mr Dyer

| Respect | Responsibility | Resilience |

Evidence-Based Teaching & Learning

Marlwood School
Working Together For Excellence

The move away from teaching by hunch:

- ❌ 'Learning Styles'
- ❌ Deep marking
- ❌ Teaching skills without knowledge

Evidence-Based Teaching & Learning

Marlwood School
Working Together For Excellence

Education Endowment Foundation

Teaching and Learning Toolkit

Toolkit Strands	Cost	Evidence	Impact
Metacognition and self-regulation High impact for very low cost based on extensive evidence.	£ £ £ £ £	🔒 🔒 🔒 🔒 🔒	+8
Reading comprehension strategies High impact for very low cost based on moderate evidence.	£ £ £ £ £	🔒 🔒 🔒 🔒 🔒	+7
Peer tutoring High impact for very low cost based on extensive evidence.	£ £ £ £ £	🔒 🔒 🔒 🔒 🔒	+6
Feedback High impact for very low cost based on extensive evidence.	£ £ £ £ £	🔒 🔒 🔒 🔒 🔒	+6

On average, scores decline globally, but not in UK

Average OECD and UK scores by subject

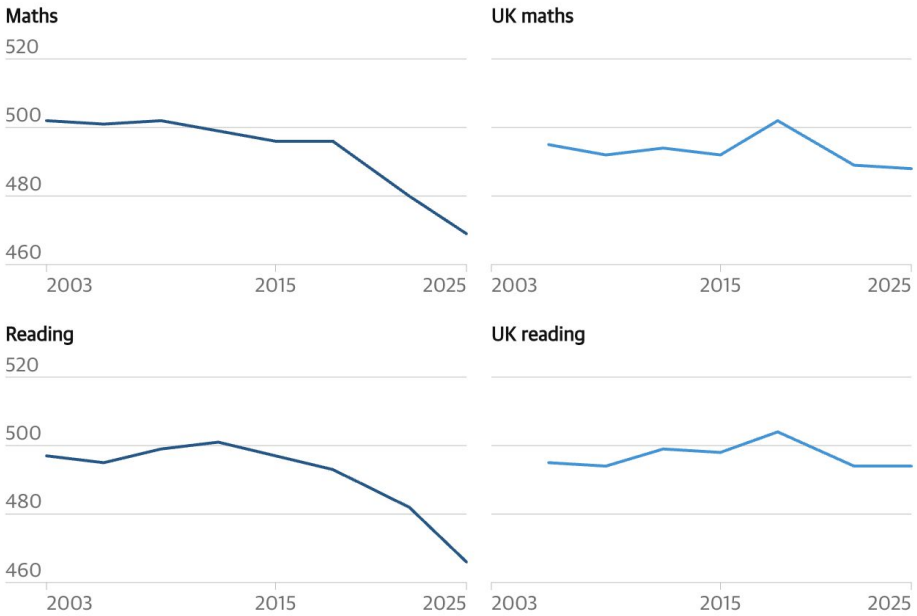

Marlwood School

Working Together For Excellence

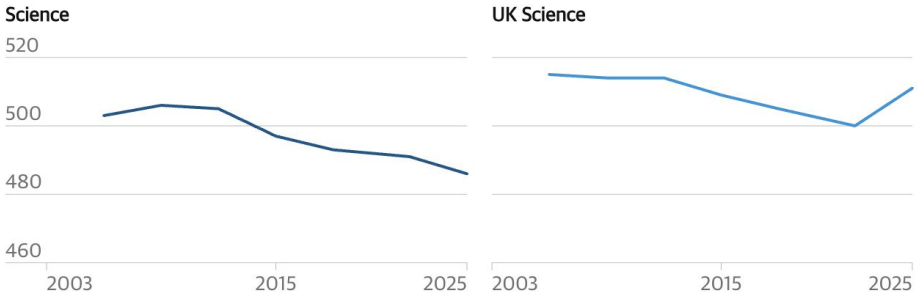

Guardian graphic. Source: OECD, Pisa 2025 results. Note: OECD average is of 23 selected countries

UK education almost uniquely holding steady against declining global standards…

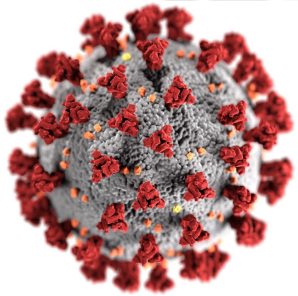

| Respect | Responsibility | Resilience |

Effective Learning

Marlwood School
Working Together For Excellence

Attendance

'Year 11 pupils with near-perfect attendance have **almost double the odds of achieving grade 5** in English and Maths GCSE compared to similar pupils attending 90–95% of the time.'

DfE

Behaviour

14 minutes in every hour lost to disruptive behaviour.

DfE

Curriculum

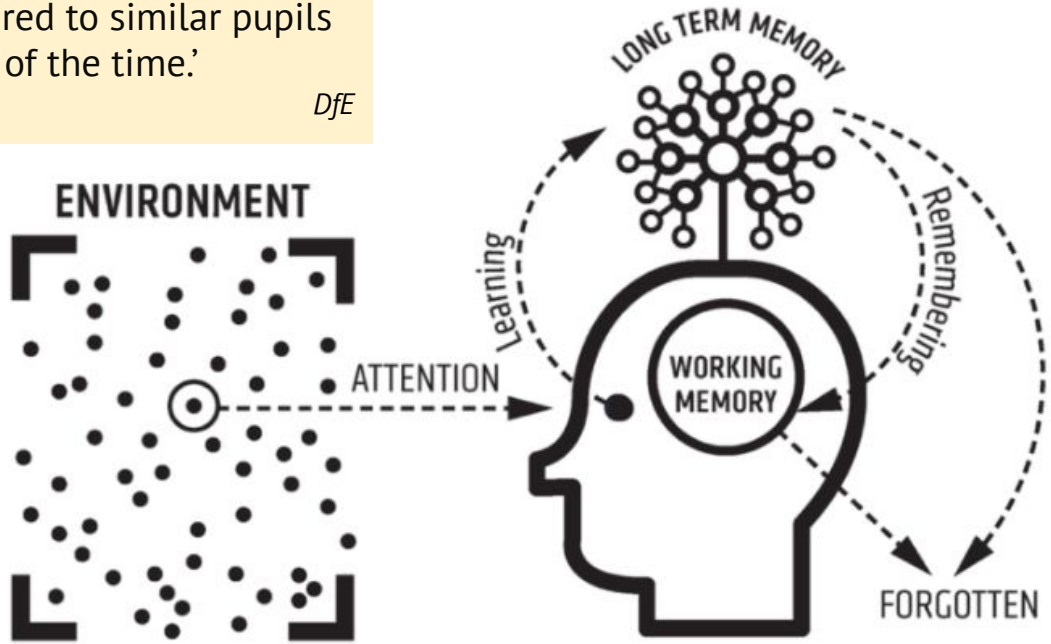

Our Pledge

Marlwood School
Working Together For Excellence

Marlwood is committed to the very highest standards of behaviour. At the crux of our behaviour system is a pledge to all students, their parent/carers, and to our staff: classrooms at Marlwood will be **disruption-free learning environments**.

Effective Learning

Marlwood School
Working Together For Excellence

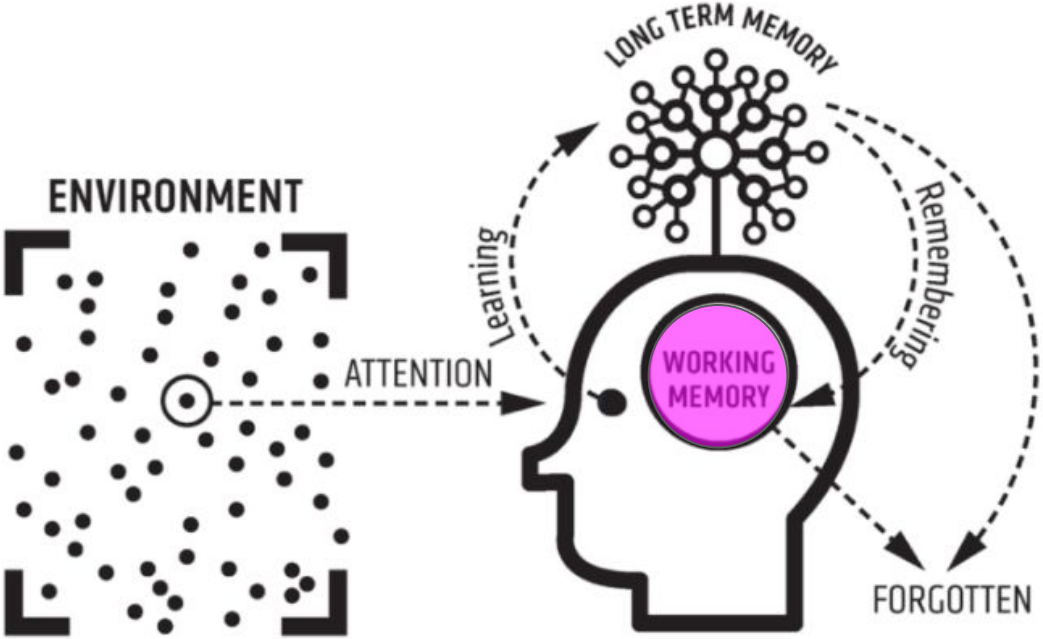

We can only hold around 4 chunks of information in our working memory at once.

Effective Learning

Marlwood School
Working Together For Excellence

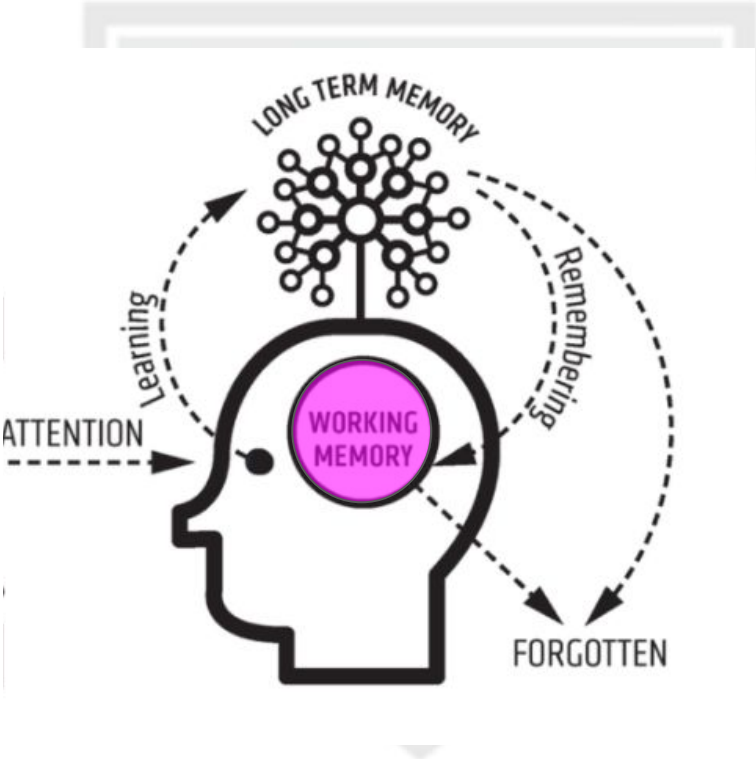

Knowledge Matters!

Facts must be *automatically* available to reduce cognitive load in working memory.

Working memory needs to be freed up to focus on *new* information, which builds on existing knowledge.

Effective Learning

Marlwood School
Working Together For Excellence

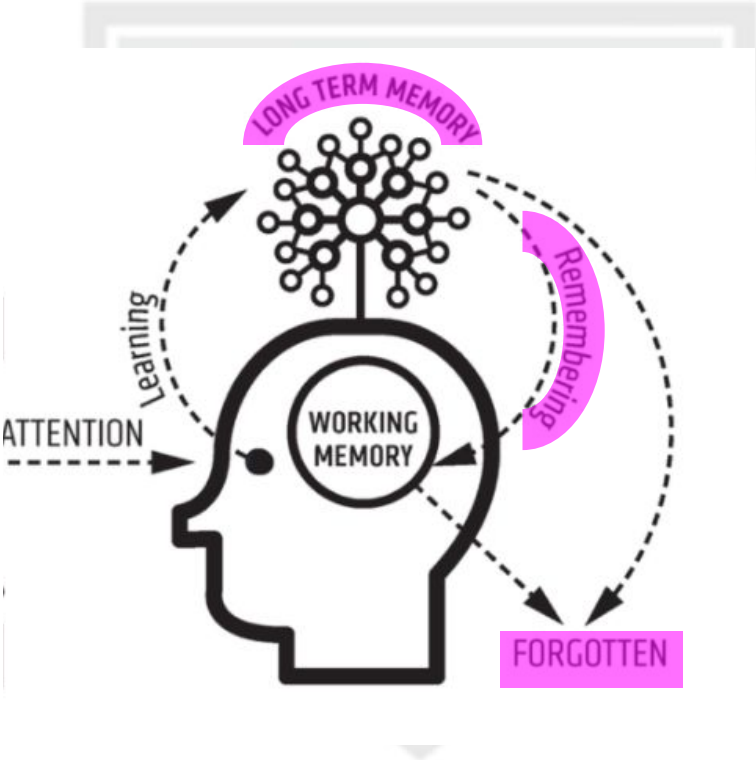

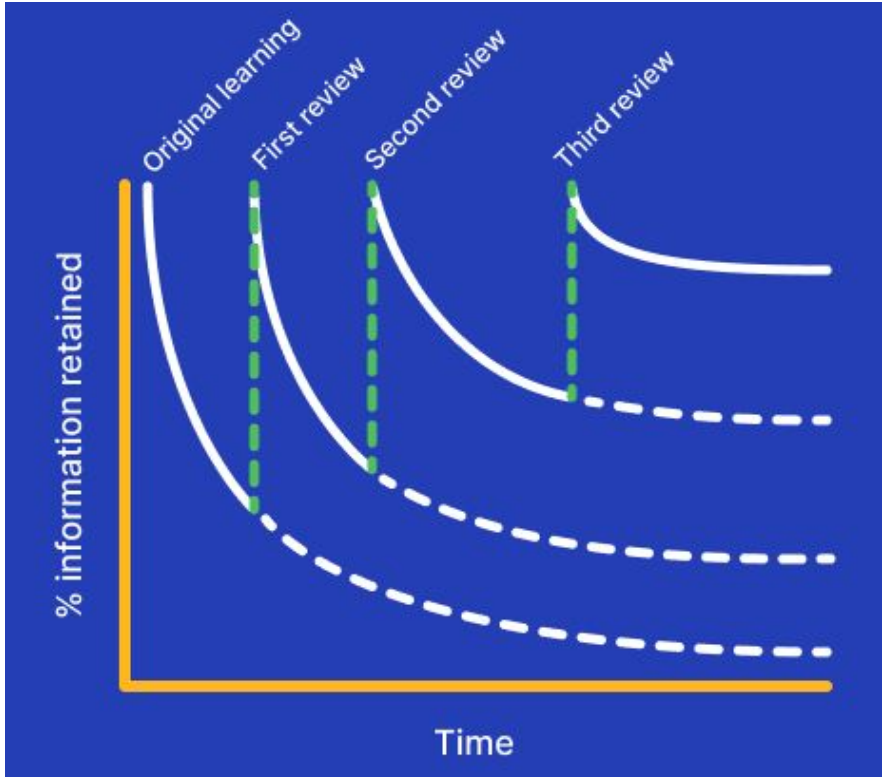

Making Learning Stick

Marlwood School
Working Together For Excellence

How we support this:

- Routine retrieval practice
- Homework
- From Year 11:
  - How to revise, revision timetables etc
  - Additional revision time

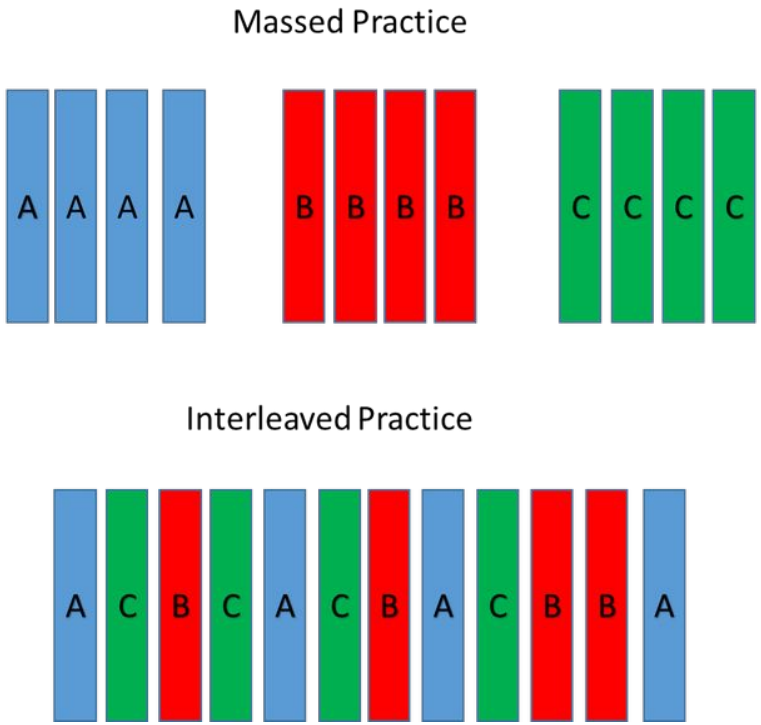

Making Learning Stick

Marlwood School
Working Together For Excellence

Comprehend | Contextualise | Critique | Create

What themes and ideas are presented in 'Storm on the Island'?

Recall

1. In which year did Wilfred Owen write 'Exposure'?
2. What form of rhyme does Owen use throughout the poem?
3. What metre does Wordsworth use in *The Prelude*?
4. Which literary movement did Shelley, Blake and Wordsworth belong to?
5. Why does Priestley set *An Inspector Calls* in 1912 despite writing the play in 1945?

Effective Learning at Home

Marlwood School
Working Together For Excellence

- Additional subject study time
- All-important retrieval practice
- Forms good habits, ready for intense revision



Effective Learning at Home

Marlwood School
Working Together For Excellence

- Quiet space
- Phone off and in another room
- Plan when to complete each task

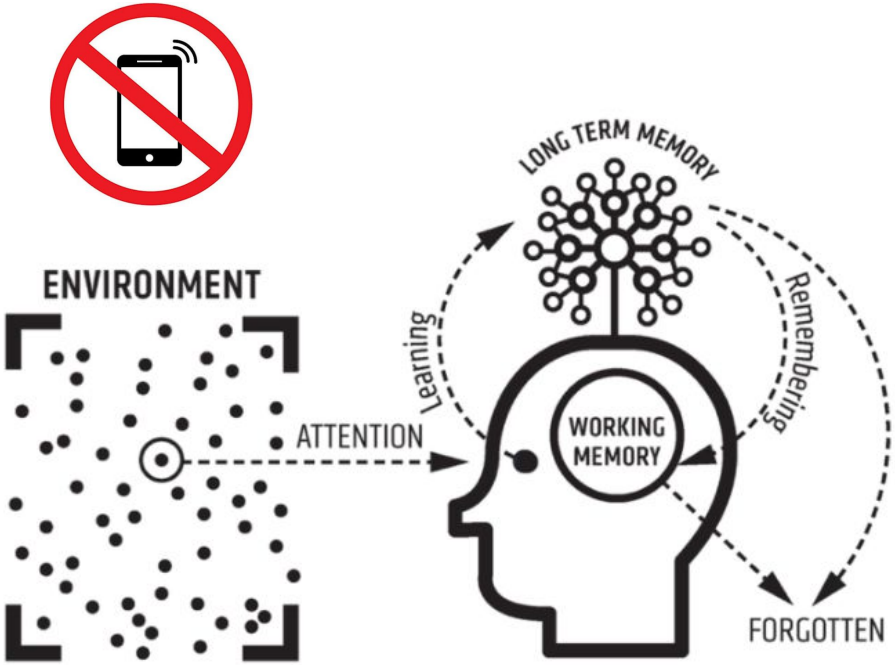

Effective Revision at Home

Marlwood School
Working Together For Excellence

Revision Dos and Don’ts

Here are the common strategies from **most** to least effective:

1. **Completing practice questions in timed conditions**
2. **Doing ‘brain dumps’ to identify missing knowledge *and* filling in the identified gaps using the stronger strategies listed below**
3. **Making flashcards and testing yourself with them**
4. **Using quizzing apps**
5. Making mind maps that connect ideas together
6. Taking bullet-point notes
7. Highlighting information in notes/revision guides
8. Reading revision guides, watching YouTube videos, etc, without using any of the stronger strategies above while doing so
9. Re-reading the texts without using any of the stronger strategies above while reading

Effective Revision at Home

Marlwood School
Working Together For Excellence

Learning needs to be **active** if the content is going to be **remembered** and **develop** what is already known.



Effective Revision at Home

Marlwood School
Working Together For Excellence

CONTEXT:
What important event happened in 1605?

- The gunpowder plot - one year before 'Macbeth' first performed
- Catholics attempted to kill the king and his government
- 'Macbeth' reflects the fear kings had about keeping their power

"ITADWISBM?"

"Is this a dagger which I see before me?"

Marlwood School
Working Together For Excellence

Strong pastoral and all-round support

Mr Johnson

| Respect | Responsibility | Resilience |

A strong pastoral support team

Marlwood School
Working Together For Excellence

Mr D Johnson
Assistant Headteacher

Mrs Fiona Cornish
Head of Key Stage Four
(Year 10-11)

Mrs Amelia Bow
Behaviour Lead

Mr Cameron Mills
Student Support



Mrs Marie Isles
Student Support

Ms Sam Doig
Student Services

10B Mrs Freeman

10H Mr Blunt

10K Mr Richards

10W Mrs Ferguson

Year 10 Tutor Team

| Respect | Responsibility | Resilience |

Pastoral Care

Marlwood School
Working Together For Excellence

- **Ask for help early:** Speak to someone before a problem becomes bigger.
- How to access support:
  - Ideally, have a **face-to-face conversation** with a member of staff.
  - Alternatively, send an email or use the online **"Share and Support"** form on the school website under Safeguarding → Support for Students.
- Support with stress and anxiety: Helpful **links to external organisations** are available on the school website.
- **Talk to us:** If students are accessing these resources, we encourage them to speak directly to school staff for further help.

Universal Support

Marlwood School
Working Together For Excellence

Raising awareness of Strategies and mental health:

- assemblies (mental health awareness days / weeks)
- tutor time - study skills and well-being activities to support students in the run up to PPEs
- PSHE lessons ensure key risks and worries are addressed

Offering pastoral support through mentoring

Wide range of extra-curricular clubs and opportunities to support wellbeing

Signposting students/families to sources of additional support with regards to revision techniques and mental health awareness

Building Resilience

Marlwood School
Working Together For Excellence

- KS4 can be stressful, so developing strategies to manage wellbeing is important.
- Look after the basics:
  - Eat breakfast every day (even a smoothie!).
  - Maintain a regular exercise routine.
  - Prioritise a good night's sleep.

Key message:

You are not alone — we are here to help, but you need to let us know when you need support.

Marlwood School
Working Together For Excellence

Ella - Mental Health Support Team

| Respect | Responsibility | Resilience |



Mental Health Support Team

(in education)

I'm Ella

I am the **Education Mental Health Practitioner** (EMHP).

I am part of a **Mental Health Support Team** (MHST),

and I will be at Marlwood on a **Tuesday.**

MHST
Tools to thrive

Mental Health Support Team (MHST)

Whole school approach to Mental Health and Wellbeing

1:1 support and group work: Cognitive Behavioural Therapy

Who are we and what do we do?

Mental Health Support Team

MHST
Tools to thrive

What is the MHST?

Mental Health Support Teams (MHST's) were established to support schools, helping them develop ways to look after the mental health of their students, staff, parents and carers. We work towards these three main outcomes:

- to deliver evidence-based interventions for mild-to-moderate mental health issues;
- support the Senior Mental Health Lead (SMHL), in each school or college to introduce or develop their whole school or college approach, and;
- give timely advice to school and college staff and liaise with external specialist service to help Children and Young People (CYP) to get the right support and stay in education.

Our collaborative goal is to support the school in becoming a more mentally healthy environment.

NHS
Avon and Wiltshire Mental Health Partnership
NHS Trust

OTR
A mental health social movement

MHST
Tools to thrive

Equipping schools, families and young people earlier

What is Good Mental Health?

Good Mental Health means emotions to fit the situation, it does not mean being happy all the time.

MHST's equip school's, families and young people with tools to facilitate good mental health and wellbeing. We guide you on the role of being the 'trusted adult' in a young person's life, how to spot when a YP is struggling, how you can offer support and when you need to start looking at referring to mental health professionals, as well as who is best placed to put a referral in to.

MHST
Tools to thrive

What we can provide support for

Fear of social situations

Behavioural routines

Panic

Worry

Common mild-moderate mental health difficulties that are likely to respond to early intervention/ low intensity approaches

Anxiety

Specific phobias

Negative thinking

Low mood

Sleep problems

Stress management

MHST
Tools to thrive

What is Exam Stress?

Stress is our body's response to pressure

Exam stress can be more than feeling nervous on the day of an exam. It can also be how you feel building up to exams, during exams and when waiting for results.
- Mind

MHST
Tools to thrive

MANAGING STRESS

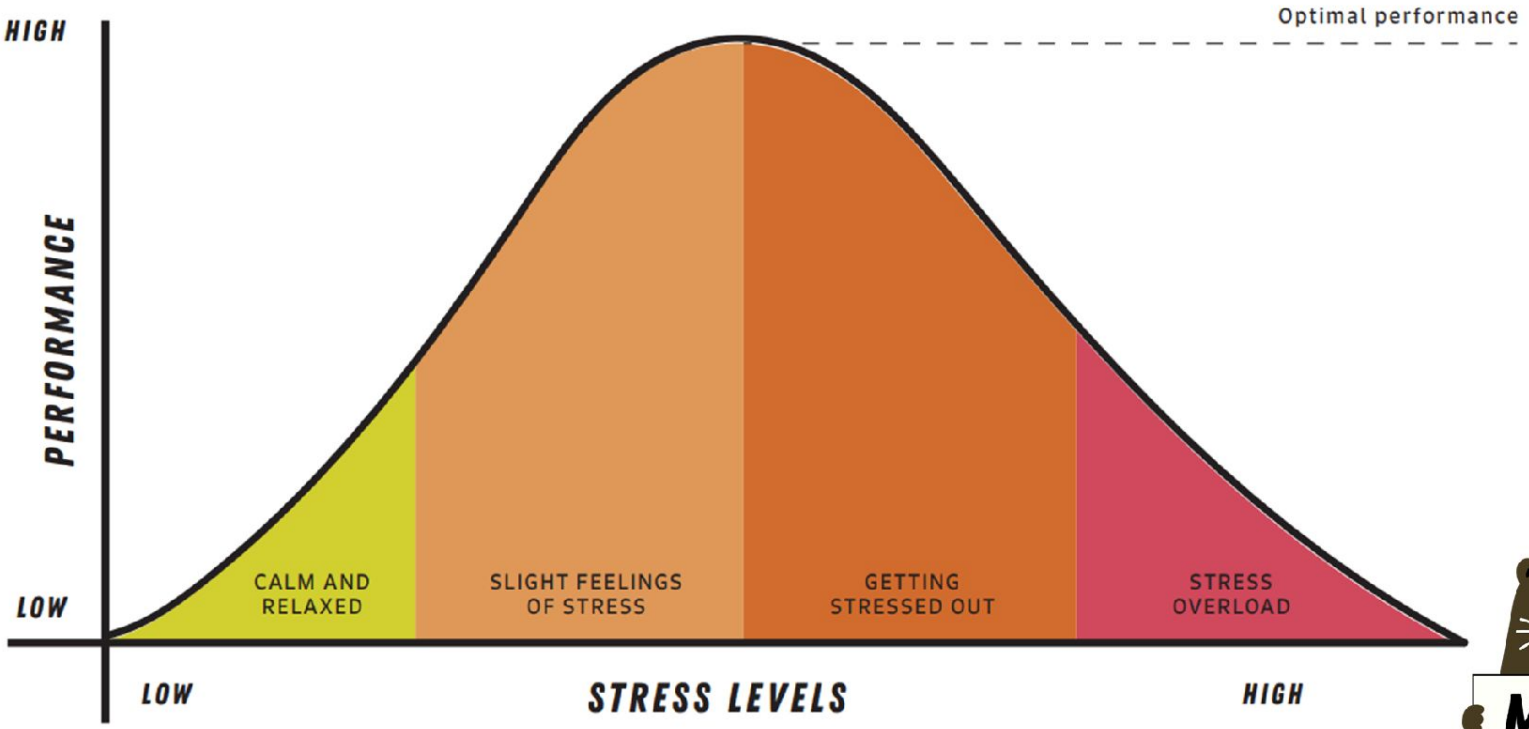

MHST
Tools to thrive

Tips to support your child with physical symptoms of stress

Approach with caution!

Talk it through when you are both calm

Use phrases such as:

"I've noticed"
"Shall we try"
"What works for you"
"What would you like to do?"

For example "I've noticed your breathing has got faster and when I hugged you, your heart was beating really fast; shall we try slowing your heart down a bit with some slow breaths?"

MHST
Tools to thrive

Grounding, soothing, calming techniques for the body



Breathing, long and slow; out breath longer than the in breath

Progressive muscle relaxation

Healthy eating

Distraction

Humour

Positive self-talk:
I am..
I can..
I know...
I will...

Physical touch- hug/cuddle

Movement: rocking, stimming, watching movement (lava lamp), getting out for a walk

Tips to support your child to challenge their thoughts

First ensure they are able to challenge their thoughts, are they calm?

Thoughts are just thoughts

What advice would af friend give you?

Positive self-talk:
I am..
I can..
I know...
I will...

Is that Fact or opinion?

What advice would you give a friend?

MHST
Tools to thrive

Any

questions?

Post 16 & Careers support

Marlwood School
Working Together For Excellence

Ms Anika Mould
Careers Lead

- Year 10 Work Experience - Monday 28th June - Friday 2rd July (Top tip: Plan ahead, WEX will be launched on the 22nd October)
- Year 11 Mock interviews - well done to all!
- At least one individual Careers interview/guidance session over Key Stage 4
- Dedicated careers lessons once a term
- Tutor time employability skills/discussions of post 16 opportunities
- Assemblies from Post 16 establishments - A levels, Apprenticeships, BTECS, T-Levels
- Updates and information posted on Class Charts Announcements, electronic letters sent home, Careers notice board outside U9 as they become available.
- Post 16 timeline of events - including applications information went out to Y11 parents at the end of September

How can you support your child

Marlwood School
Working Together For Excellence

- Encourage high attendance and good punctuality.
- Establishing a working routine at home
- Find a strategy to keep phone distractions at bay (Flora app)
    - *Task-switching from a non-academic activity on a phone can take up to 20 minutes to refocus.*
    - *Even just a phone in a room reduces attention and concentration by 20%*
- Encourage balance with other activities - students who went for a 12 minute walk had a 20% mood boost - which carried them through the next (probably boring!) task
- Use Class Charts daily to monitor
- Encourage your child to check school emails / turn on notifications.
- Stay in touch!

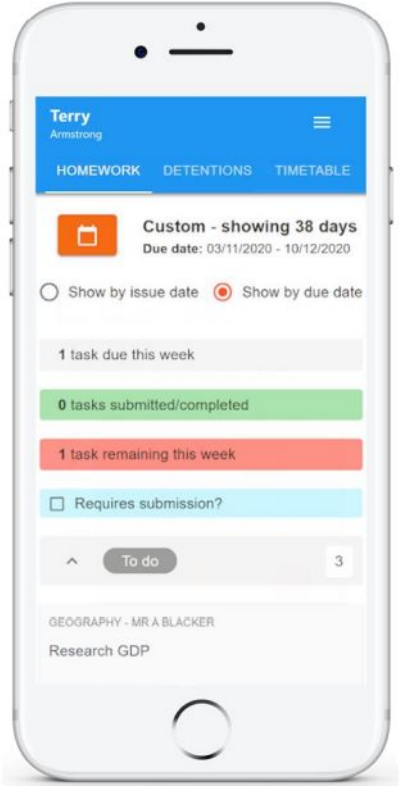

Keeping in Touch

Marlwood School
Working Together For Excellence

- Parents' evenings, Class Charts announcements, reports, newsletters, website
- Email:
  - most common means of communication with parents
  - initial contact, use MarlwoodSchool@CSET.co.uk or mar-studentservices@cset.co.uk
- Parent information evenings through the year
- Friends of Marlwood School (FOMS) (*Pop up Fabric show - this Saturday and Race night - Friday 20th November)* https://www.facebook.com/friendsofmarlwoodschool or email: Marlwoodfriends@gmail.com

Marlwood School
Working Together For Excellence

Focus on Maths & English

| Respect | Responsibility | Resilience |

Maths

Marlwood School
Working Together For Excellence

Students entered at either Higher tier (grades 9 - 4) or Foundation tier (grades 5 - 1)

3 exam papers

Paper 1	non calculator	1 hour 30 mins
Paper 2	calculator	1 hour 30 mins
Paper 3	calculator	1 hour 30 mins

Maths

Marlwood School
Working Together For Excellence

Year 10 Higher Scheme of Learning

6	b	Linear graphs and coordinate geometry
	c	Quadratic, cubic, reciprocal, circle graphs
7	a	Perimeter, area and circles
	b	3D forms and volume, cylinders, cones and spheres
	c	Accuracy and bounds
8	a	Transformations
	b	Constructions, loci and bearings
9	a	Solving quadratic equations – factorisation and formula
	b (i)	Solving simultaneous equations algebraically
	b (ii)	Inequalities – algebra and graphs
10		Probability
11	(i)	Multiplicative reasoning: Percentages
	(ii)	Multiplicative reasoning: Compound measures
	(iii)	Multiplicative reasoning: Proportion
12		Similarity and congruence in 2D and 3D
13	a	Graphs of trigonometric functions
	b	Further trigonometry
Mid-Year 10 Test (Term 3) Units 1a – 8b		
End of Year 10 test – Units 1-10		

Maths

Marlwood School
Working Together For Excellence

Year 10 Foundation scheme of learning

|

6	a	Properties of shapes, parallel lines and angle facts
	b	Interior and exterior angles of polygons
7	a	Statistics and sampling
	b	The averages
8	a	Perimeter and area
	b	3D forms and volume
9	a	Real-life graphs
	b	Straight-line graphs
10	a	Transformations I: translations, rotations and reflections
	b	Transformations II: enlargements and combinations
11	a	Ratio
	b	Proportion
12		Right-angled triangles: Pythagoras and trigonometry
13	a	Probability I
	b	Probability II
		Mid-Year 10 (Term 3) Units 1a – 8b
		End of Year 10 Test (Term 6) Units 1a- 11b

Maths

Marlwood School
Working Together For Excellence

Independent Learning and Revision

- Sparx Maths homework is set every Tuesday for the following Tuesday. Students are expected to spend 1 hour each week doing the homework and should aim to achieve 100%. Videos should be used for help when needed.

- Sparx Maths can also be used for independent learning (Independent Learning tab on toolbar)

- End of topic tests (every 2 to 3 weeks) - given notice and encouraged to revise. Use purple pages in exercise book and “pink page” for that topic.

- Formative assessments - given notice and revision list with Sparx codes and page references in revision guide.

Maths

Marlwood School
Working Together For Excellence

Formative Assessments

- Year 10 - Term 3 and Term 6
  1 non calculator and 1 calculator paper in each assessment

- Year 11 - November and February PPEs
  Full set of 3 papers, 1 non calculator and 2 calculator papers, 90 minutes each.

  These will provide accurate assessments of current grade and indicate topics for revision. Individualised Red, amber, green QLA sheets will be provided after both PPEs

Maths

Marlwood School
Working Together For Excellence

The best way to revise maths is to do maths

Making flash cards, mind maps, posters to stick around the house etc. is useful to learn key facts and formulae.

Teachers will tell students which formulae they need to learn.

A formula sheet will be provided in 2026 and 2027

But…

Practising questions (and marking the answers) is essential. Past papers as homework from January.

Higher Tier Formulae Sheet

Perimeter, area and volume

Where a and b are the lengths of the parallel sides and h is their perpendicular separation:

Area of a trapezium $= \frac{1}{2}(a+b)h$

Volume of a prism = area of cross section × length

Where r is the radius and d is the diameter:

Circumference of a circle $= 2\pi r = \pi d$

Area of a circle $= \pi r^2$

Quadratic formula

The solution of $ax^2 + bx + c = 0$

where $a \neq 0$

$$x = \frac{-b \pm \sqrt{b^2 - 4ac}}{2a}$$

Pythagoras' Theorem and Trigonometry

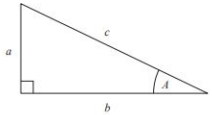

In any right-angled triangle where a, b and c are the length of the sides and c is the hypotenuse:

$a^2 + b^2 = c^2$

In any right-angled triangle ABC where a, b and c are the length of the sides and c is the hypotenuse:

$\sin A = \frac{a}{c}$ $\cos A = \frac{b}{c}$ $\tan A = \frac{a}{b}$

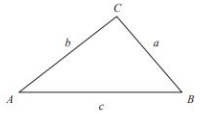

In any triangle ABC where a, b and c are the length of the sides:

sine rule: $\frac{a}{\sin A} = \frac{b}{\sin B} = \frac{c}{\sin C}$

cosine rule: $a^2 = b^2 + c^2 - 2bc \cos A$

Area of triangle $= \frac{1}{2} a b \sin C$

Compound Interest

Where P is the principal amount, r is the interest rate over a given period and n is number of times that the interest is compounded:

Total accrued $= P\left(1 + \frac{r}{100}\right)^n$

Probability

Where P (A) is the probability of outcome A and P (B) is the probability of outcome B:

P $(A$ or $B)$ = P (A) + P (B) – P $(A$ and $B)$

P $(A$ and $B)$ = P $(A$ given $B)$ P(B)

END OF EXAM AID

Maths

Marlwood School
Working Together For Excellence

Other useful revision resources

- Maths Genie - lots of past paper style questions by grade and topic. Has videos and answers.
  Also has past papers with written and video worked solutions
- Dr Frost Maths
- Corbett Maths
- mathsbot.com
- GCSE pod
- https://www.physicsandmathstutor.com

Marlwood School
Working Together For Excellence

CGP Complete Revision and Practice

Available from Marlwood School at a reduced price of £6

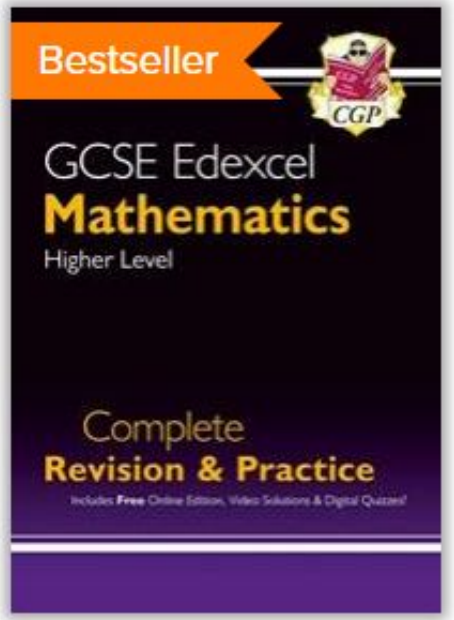

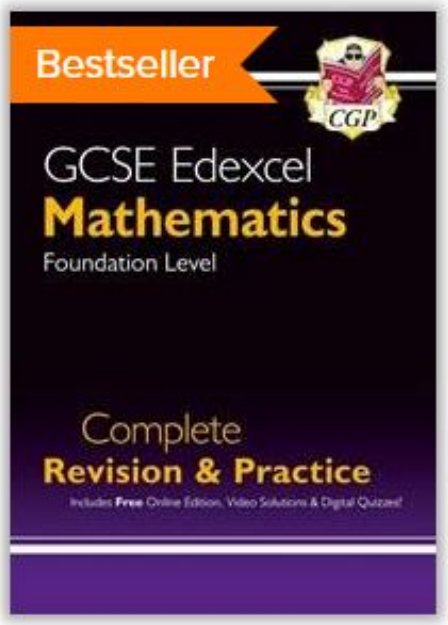

| Respect | Responsibility | Resilience |

English Language and Literature

Marlwood School
Working Together For Excellence

Two courses:

- AQA English Literature
  - Exploring the greatest writing by the greatest writers of poetry, plays and novels
- AQA English Language
  - Responding to unseen fiction and non-fiction
  - Writing fiction and non-fiction
  - Speaking to an audience
- **Separate grade for each course**
- Both courses are 'core' GCSEs along with maths

English Language and Literature

Marlwood School
Working Together For Excellence

English Literature (AQA 8702)

Paper 1 (1hr 45; 40% of grade)

- **Section A: *Macbeth*** (includes 4 SPaG marks)
- **Section B: *A Christmas Carol***

Paper 2 (2hrs 15; 60% of grade)

- Section A: ***An Inspector Calls*** (includes 4 SPaG marks)
- Section B: Comparing two studied **'Power and Conflict'** poems (from 15 taught)
- Section C: Responding to two **unseen poems**

English Language (AQA 8700)

Paper 1 (1hr 45; 50% of grade)

- **Section A: Reading** – analysing and evaluating unseen fiction
- **Section B: Writing** – composing a description or short story

Paper 2 (1hr 45; 50% of grade)

- **Section A: Reading** – analysing and comparing unseen non-fiction
- **Section B: Writing** – presenting an argument through a letter, article, speech or essay

Year 11 November PPE components highlighted

English Language and Literature

Marlwood School
Working Together For Excellence

- Remember that ‘English’ is two subjects so there may be more home learning/revision.
- Specific tasks will be set weekly and will be focussed around revising content covered in class.
- All revision notes (starting from Year 10) need to be kept until Y11 exams!

English Language and Literature

Marlwood School
Working Together For Excellence

- CGP English Literature Text Guides
- Available from Marlwood at reduced cost.

£3.25 per guide (Retail price: £6.50)

- Part of Year 10 homework strategy
- Letters for Year 10 will come home in the next few weeks

English Language and Literature

Marlwood School
Working Together For Excellence

Sparx Reader

- New for this year!
- Students can now access 'Macbeth' and 'A Christmas Carol' and re-read the texts alongside questions to help them revise key ideas/themes/characters/quotations.
- Class teacher can track their progress.
- 'Easy Reader' versions are available.

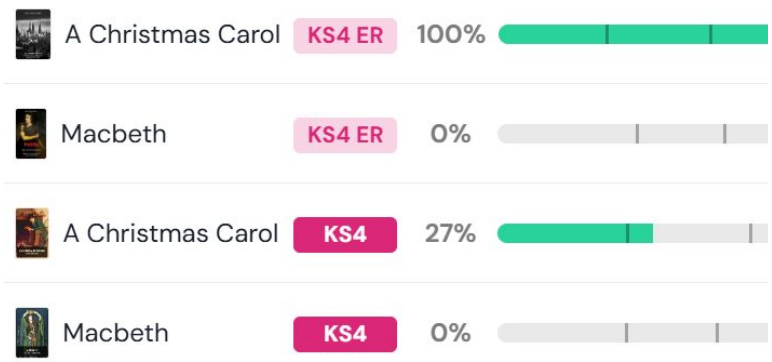

English Language and Literature

Marlwood School
Working Together For Excellence

What does effective home learning look like?

Learning needs to be active if the content is going to be remembered and develop what is already known.

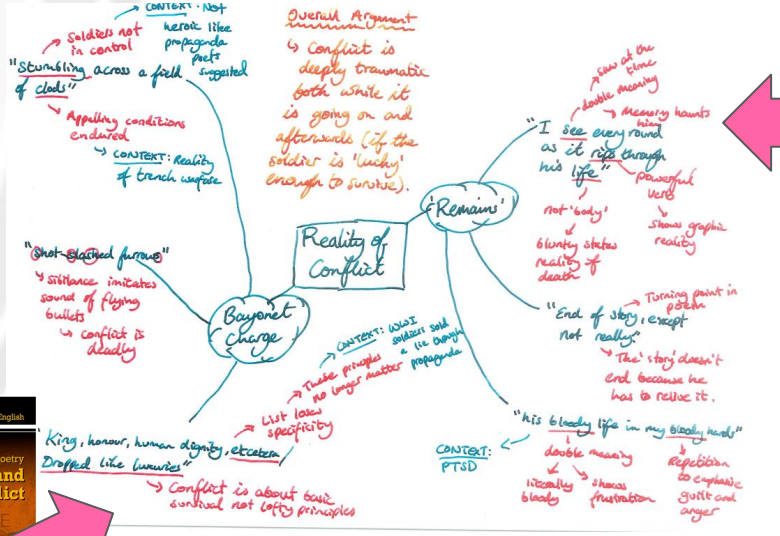



English Language and Literature

Marlwood School
Working Together For Excellence

Online recorded lessons at Oak National Academy- good for missed lessons/units

Seneca Learning – good for checking knowledge of texts

Mr Bruff on YouTube – good for additional revision

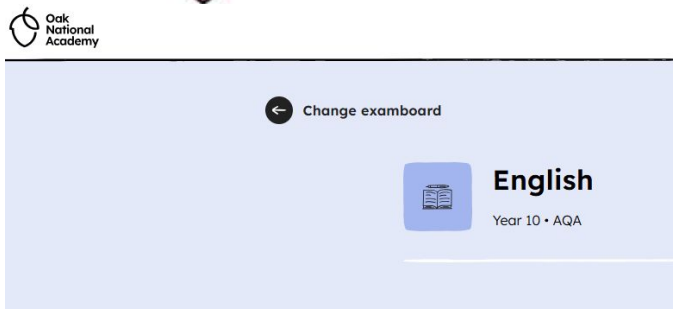

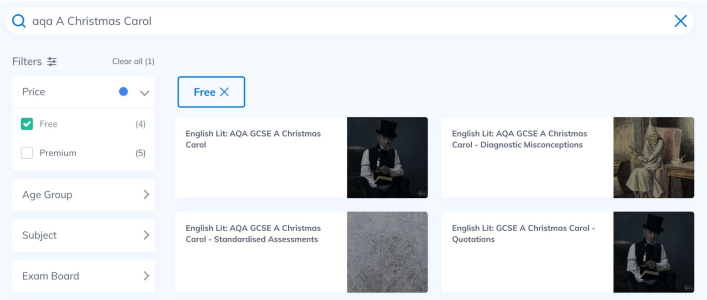

Mr Bruff

@mrbruff • 367K subscribers

I am an English teacher making videos on GCSE and A' Level

English Language and Literature

Marlwood School
Working Together For Excellence

What does effective revision look like?

Do		Don't
Do put together an English **revision timetable**.	BUT	Don't add vague tasks like 'Macbeth' – instead write in specific tasks like 'Revise Banquo's role in the play' or 'Revise the theme of ambition'
Do use **online revision sites** such as Oak National Academy, BBC Bitesize and Seneca.	BUT	Don't just read through the information and take multiple-choice quizzes – these can often create a false sense of security. The exam requires you to critically engage with and analyse the texts, not just recall facts about them.
Do use **YouTube** to find videos analysing the texts.	BUT	Don't just watch the videos – you will need to take your own notes in your own words to remember what you have revised.
Do use **revision guides**	BUT	Don't just highlight the information in the guides – annotate with your own thoughts; condense the information down to mindmaps and flashcards.

English Language and Literature

Marlwood School
Working Together For Excellence

Revision needs to be deliberate and focused:

- **Literature:** specific characters, themes, context, quotations
- **Language:** specific questions/skills

Marlwood English Revision

Marlwood School English Faculty

English Revision List

GCSE English Literature

NOTE: Characters are grouped by the size of their roles/importance in the texts. You need to know about all of them. This means:

- Knowing who they are
- Knowing what they do to drive the plot forward
- Knowing what themes and ideas they represent
- Knowing quotes (except for minor characters) and *how* these present ideas through the methods they use
- Knowling how the characters' actions and qualities link to the context and writer's intent

An Inspector Calls (1945)

Characters	Themes, Ideas, Key Devices and Context
Main: 1. Mr Birling 2. Mrs Birling 3. Gerald Croft 4. Sheila Birling 5. Eric Birling 6. Inspector Goole 7. Eva Smith / Daisy Renton **Minor:**	1. Socialism and social responsibility 2. Capitalism and personal responsibility 3. Class 4. Gender and patriarchy 5. Age 6. Hypocrisy 7. Dramatic irony 8. Foreshadowing 9. Morality and drawing-room plays

English Language and Literature

Marlwood School
Working Together For Excellence

How will we support students closer to the summer exams?

What we will be doing:

- Revision every lesson
- Period 6 sessions
- Tutor intervention sessions
- Explicit revision guidance as part of lessons

What we need all our students to do:

- Work to the best of their ability in lessons – keep going!
- Attend additional support sessions when offered
- Revise smartly, using the techniques and advice we have given